



## What was life like in Britain during the Stone Age?

Children are introduced to the idea that people have been living in Britain for a long time. They learn what life was like in Britain when the first people lived here, about their houses, art, religion and culture. Children will engage in historical enquiries, using archaeological evidence which will enable them to reason about the past.



Cheddar Gorge, Somerset



Skara Brae, Orkney Islands



Starr Carr, Yorkshire



Stone Henge, Salisbury Plain in Wiltshire

## Significant Places

## Main enquiry questions

- What was life like in the early Stone Age?
- Is it true to say that Stone Age man was just a simple hunter gatherer, only interested in food and shelter?
- How much did life change when people learned how to farm? Can we compare the life of a hunter gatherer with that of a farmer?
- What can we learn from life in the Stone Age from a study of Skara Brae?
- Why was Stonehenge built?

## Key Concepts

**The following are the key concepts for this unit:**

society, settlement, tribe, migration, technology, religion

## English Texts

**This term in English we will be studying the following texts:**

How to wash a Woolly Mammoth by Michelle Robinson and Kate Hindley

The first drawing by Mordicai Gerstein

## Maths learning

**This term in maths we will be studying:**

Numbers and Place Value for numbers to 1000

Here are the home learning links: Just click on the relevant area to access the videos: <https://whiterosemaths.com/homelearning?year=year-3-new>

Geographical links	Science	Art	PE	Music	RE	Computing	French	PSHE
<p>Where did they migrate to and from?</p> <p>Maps of the UK – then and now.</p> <p>How did they use the land – physical and human,</p> <p>How did they travel physical geogra-</p>	Rocks and Soils	Gestural drawing with charcoal	Football Netball	Electronic Delia Derbyshire (BBC Ten Pieces)	What do Christians learn from the creation story?	Coding	Unit 1 : all about me: people in my family, my age, my feelings	

## Our Curriculum Elements for this half term.











**Trips, activities and or visits this term:**

**Dancing through charcoal**

**Exploring stone age life and tools**



<b>Hook</b>		Looking at artefacts from the Stone Age
<b>Fieldwork and living history.</b>		Looking at stone age tools. Virtual tour of Stonehenge.
<b>Written outcome</b>		Instruction on how to wash a prehistoric animal
<b>Creative Outcome</b>		Create Hexagon artwork for the Sidmouth Science festival based on the theme of 'Weather' Making a woolly mammoth by following instructions Cave painting experience Creating art using charcoal and chalk
<b>Adventure (Activities in Adventure Island)</b>		Natural painting Make a wormery
<b>Play Project</b>		Pretend to be someone from the Stone Age and create and build something.
<b>Celebration</b>		Presentation of dancing through charcoal
<b>Retrieval Practice</b>		What is a hunter gatherer? What is the difference between a hunter gatherer and a farmer? What is Skara Brae? What is so special about Cheddar Gorge? What is Stonehenge and why was it built?



Learning & growing together,  
taking every opportunity.

RESPECT · ADVENTURE · ACHIEVE

## Curriculum Overview: Year 3 Autumn 1:

### What was life like in Britain during the Stone Age?

#### Spellings for the half term

##### Week 1

##### Week 2

##### Week 3

##### Week 4

##### Week 5

##### Week 6

##### Week 7

Flying

Fried

Crying

Cried

Trying

tried

Replying

Replied

disappoint

disagree

disobey

inactive

incorrect

illegal

illegible

immature

immortal

imperfect

impossible

impatient

aren't

can't

couldn't

didn't

don't

hasn't

hadn't

haven't

he's

they've

you've

vein

weigh

eight

neighbour

they

obey

beige

veil

sleigh

reign

accept

except

ball

bawl

berry

bury

brake

break

fair

fare

accident

accidentally

address

answer

appear

arrive

believe

bicycle

actual

actually


## Suggested Texts to read at home with your children :

### Live like a hunter gatherer



*Live Like a Hunter Gatherer* is an informative and immersive guide to the Stone Age, written by a real-life hunter gatherer!. Dotted through the book are step-by-step craft activities and recipes that give you first-hand experience of some vital Stone Age skills – making a Mesolithic shelter, fat lamps, a digging stick, creating cave art, making a bow and arrow and a fishing hook are just a few.

### Stone age boy



Travel 20,000 years into the past and discover what life as a caveman was like in this prehistoric picture book by a prodigiously talented artist.. One day a little boy is walking along when he trips, stumbles and falls ... into the Stone Age! He meets a girl his own age and her tribe, and learns all about their way of life. He watches them make tools, clothes and weapons. He sees how they hunt, fish, cook, celebrate – and even how they paint on the walls of caves. But when a furious cave bear attacks, he wakes up back in his own time where every-