



Curriculum Overview

Year 2 Summer 2: How can we look after our oceans and seas?

In this unit we will begin looking at where we are in the world geographically before naming and locating the world's seven continents and five oceans. We will explore the physical and human features of our oceans and continents which will lead us to onto our fieldwork where we will make observations, record and present data on what is happening to our oceans and seas and what we can do to help.



Significant Individuals

Sylvia Earle

Marine biologist, oceanographer and explorer



Sir David Attenborough
Broadcaster and biologist

Main Enquiry questions

Where in the world am I?

Where are the world's continents?

Where are the world's oceans?

What are the main features of each continent?

What is happening to our oceans?

What can we do to help?

Key Concepts

The following are the key concepts for this unit:

Place	Environment
Location	Scale
Processes	Change
Sustainability	

English Texts

We are Water Protectors

By Carole Lindstrom

The Owl and the Pussycat

By Edward Lear

Maths Learning


Mass, capacity and temperature, Statistics, Position and direction

Here are the home learning links: Just click on the relevant area to access the videos:

<https://whiteroseeducation.com/parent-pupil-resources/maths/home-learning?year=year-2-new>









Historical Links	Science	DT	PE	Music	RE	Computing	PSHE
Linking with our previous topic looking at the history of the seaside and helping us make connections with the similarities and differences to the present and the past.	Plants—Observe and describe how seeds and bulbs grow into mature plants. Find and describe how plants need water, light and a suitable temperature to grow and stay healthy.	Mechanisms - Making a Fairground wheel	Outdoor Adventurous Activities - Team building games Athletics	Singing – The Friendship song	What makes some places sacred to believers?	Programming B - Programming quizzes	Safety and the Changing Body continued and Citizenship.

Our curriculum elements for this half term:



Trips, activities and/or visits
this term:

Plymouth aquarium
Sidmouth beach
Arts week
Sports week

Learning hook		Plymouth aquarium trip.
Fieldwork		Fieldwork visit to Sidmouth beach. What is happening to our beaches and seas?
Written outcome		Environmental campaign for our oceans and seas.
Creative outcome		Making a fairground wheel in DT. Art week—a week of creativeness!
Adventure (activities in Adventure Island)		Using tools - hammers, team building challenges and campfire cooking
Play Project		Ocean themed play project.
Celebration		Meet our future environmental campaigners! Art week celebration.
Retrieval practice		Where in the world am I? Where are the world's continents? Where are the world's oceans? What are the main features of each continent? What is happening to our oceans? What can we do to help?



Learning & growing together,
taking every opportunity.

RESPECT · ADVENTURE · ACHIEVE

Curriculum Overview: Year 2 Summer 2:


How can we look after our oceans and seas?

This half term we will be recapping on the Year 2 Common Exception Words (CEWs). The words below follow the spelling pattern we are learning in class alongside our spelling programme—Jungle Club.

Suggested texts to read at home with your children

A seed is sleepy

Sylvia Long



Linking with our Science this half term, this beautifully illustrated non-fiction text showcases how amazing seeds are. Each page shows how different types of seeds are perfectly adapted to survive, spread and grow into amazing plants. The text is poetic and the botanical illustrations are beautiful and detailed. If it never occurred to you to appreciate how amazing seeds can be, it will after reading this!

Meet the oceans

Caryl Hart &
Bethan Woollvin



This delightful, illustrated adventure is the perfect introduction to the sheer variety of habitats beneath the waves and the different types of oceans and seas around the planet. Children are introduced to sea creatures, ocean climates and the importance of caring for our seas through a rhyming story that sees the different oceans gently personified.

Week 1	Week 2	Week 3	Week 4	Week 5	Week 6	Week 7
Suffixes: -ment/-ness enjoyment excitement sadness kindness	Words ending with -tion nation section relation option potion	-s pronounced as zh invasion conclusion television decision occasion	Compare: nature/stretcher creature moisture picture nature catcher	Review of skills	Review of skills	Review of skills

Year 2 Common Exception Words

after
again
any
bath
beautiful
because
behind
both
break
busy
child
children
Christmas

class
climb
clothes
could
cold
door
even
every
everybody
eye
fast
father
find

floor
gold
grass
great
half
hold
hour
improve
kind
last
many
mind
money

most
move
Mr
Mrs
old
only
parents
pass
past
path
people
plant
poor

pretty
prove
should
steak
sugar
sure
told
water
whole
who
wild
would