



Learning & growing together,
taking every opportunity.
ambition excellence creativity




Curriculum Overview

Year 2 Summer 1: Have people always been going to the seaside?

In this unit we will look at the history of visiting the seaside and the similarities and differences to the present and past. We will explore what we use the seaside and beaches for and look into the geography of our coasts identifying the physical and human features.

Significant Individuals

**Henri-Edmond Cross
(seaside artist)**



Victorians



Main Enquiry questions

What does the long picture of Sidmouth show us?

What were bathing machines?

Which clothes did people wear to go to the beach?

What would we see at the seaside?

What can we notice at the seaside?

Key Concepts

Leisure	Century
Holidays	Era
Coast	Fashion

English Texts

The Midnight Panther
By Poonam Mistry

Maths Learning

Time and Fractions

Here are the home learning links: Just click on the relevant area to access the videos:

<https://whiteroseeducation.com/parent-pupil-resources/maths/home-learning?year=year-2-new>


Geographical Links	Science	Art	PE	Music	RE	Computing	PSHE
Look at the geography of our coasts—the physical and human features.	Animals including humans	Stick transformation: using our creativity to look at the world in new ways, and use our hands to transform materials into new things.	Outdoor Adventurous Activities - Team building games Football	Glockenspiels	Who is a Muslim and how do they live?	Creating media - Digital music	Safety and the Changing Body continued.

Our curriculum elements for this half term:



Trips, activities and/or visits
this term:

Trip linked with topic TBC

Learning hook		'Oh I do like to be beside'—Singing and seaside activities.
Fieldwork		Seaside activities based on our local beaches and surrounding coasts.
Written outcome		Visitor's guide to the seaside.
Creative outcome		Creating stick Art.
Adventure (activities in Adventure Island)		Making our school grounds as nature friendly as possible, we will be replenishing the bee hotel with new rooms and creating new habitats.
Play Project		Beach themed play project.
Celebration		Oh I do like to be beside the seaside! A celebration of all our seaside work.
Retrieval practice		What does the long picture of Sidmouth show us? What were bathing machines? Which clothes did people wear to go to the beach? What would we see at the seaside? What can we notice at the seaside? How have adverts for toys and games changed over time?



Learning & growing together,
taking every opportunity.

RESPECT · ADVENTURE · ACHIEVE


Curriculum Overview: Year 2 Spring 2:

Have people always been going to the seaside?

This half term we will be recapping on the Year 2 Common Exception Words (CEWs). The words below follow the spelling pattern we are learning in class alongside our spelling programme—Jungle Club.

Suggested texts to read at home with your children

At the Beach Roland Harvey



Hi Everyone! Crabby Spit is COOL! I've been crabspotting, riding my bike, surfing and swimming, and looking at stars. With a bit of luck, I'll be having fish and chips for dinner. The only problem is my things keep disappearing! Can you help me find them? Roland Harvey! It's summer and time to head to Crabby Spit! 'Don't forget to write!' says Grandma. The postcards come thick and fast, detailing all the timeless pleasures of playing on the beach, paddling, surfing, finding treasures, dancing to the glow of a bonfire. But look out for the clever family dog who collects all the belongings of the absent-minded artist!

i-SPY Seaside Challenge



Take on the i-SPY challenge with 50 things to do to get closer to nature!
Kids will have fun collecting points with activities to enjoy nature at the seaside and help look after wildlife.
From rockpooling to fossil hunting, making beach mandalas to bird watching, they'll learn all about the natural world along the way. As well as activities, it is packed with facts, photos and things to spot that i-SPY fans will love.

Week 1	Week 2	Week 3	Week 4	Week 5
or phoneme spelt 'a' before 'l' and 'll' fall ball talk walk always	u phoneme spelt 'o' and o phoneme spelt 'a' other mother want wash love money	er phoneme spelt 'or' and or phoneme spelt 'ar' after 'w' warm towards work world war	n phoneme spelt 'kn' or 'gn' knight gnat knee sign	Suffixes: -ment/-ness enjoyment excitement sadness kindness

Year 2 Common Exception Words

after
again
any
bath
beautiful
because
behind
both
break
busy
child
children
Christmas

class
climb
clothes
could
cold
door
even
every
everybody
eye
fast
father
find

floor
gold
grass
great
half
hold
hour
improve
kind
last
many
mind
money

most
move
Mr
Mrs
old
only
parents
pass
past
path
people
plant
poor

pretty
prove
should
steak
sugar
sure
told
water
whole
who
wild
would