


Year 2 Summer 2: How can we look after our oceans and seas?

Significant Individuals

Main enquiry questions



In this unit we will begin looking at where we are in the world geographically before naming and locating the world's seven continents and five oceans. We will explore the physical and human features of our oceans and continents which will lead us to onto our fieldwork where we will make observations, record and present data on what is happening to our oceans and seas and what we can do to help.

Sylvia Earle
Marine biologist, oceanographer and explorer.



Sir David Attenborough
Broadcaster and biologist

Where in the world am I?

Where are the world's continents?

Where are the world's oceans?

What are the main features of each continent?

What is happening to our oceans?

What can we do to help?

Key Concepts

The following are the key concepts for this unit:

Place	Environment
Location	Scale
Processes	Change
Interaction	Interdependence
Sustainability	Distribution

English Texts

This term in English we will be studying the following texts:

Little Red Riding Hood
by Nosy Crow and illustrated by Ed Bryan
We are Water Protectors
by Carole Lindstrom

Maths learning

This term in Maths we will be studying:

Time, Statistics, Position and Direction
Here are the home learning links: Just click on the relevant area to access the videos: <https://whiteroseeducation.com/parent-pupil-resources/maths/home-learning?year=year-2-new>

History	Science	DT	PE	Music	RE	Computing	PSHE
Linking with our previous topic looking at the history of the seaside and helping us make connections with the similarities and differences to the present and the past.	Plants—Observe and describe how seeds and bulbs grow into mature plants. Find and describe how plants need water, light and a suitable temperature to grow and stay healthy.	Mechanisms - Making a Fairground wheel	Outdoor Adventurous Activities - Team building games Athletics	Singing— The friendship song.	What makes some places sacred to believers?	Programming B - Programming quizzes	Safety and the Changing Body continued and Citizenship

Our Curriculum Elements for this half term.



Trips, activities and or visits this term:







Meet the author

Trip to Sidmouth beach

Summer hike along the river

Art week

Sports week

<p>Learning Hook</p>		<p>Plymouth Aquarium trip (from last half term) What happened to the whales?</p>
<p>Fieldwork and living history.</p>		<p>Fieldwork visit to Sidmouth beach. What is happening to our beaches and seas?</p>
<p>Written outcome</p>		<p>Environmental campaign for our oceans and seas.</p>
<p>Creative Outcome</p>		<p>Making a fairground wheel in DT. Art week—a week of creativeness!</p>
<p>Adventure (Activities in Adventure Island)</p>		<p>Using tools - hammers, team building challenges and campfire cooking</p>
<p>Play Project</p>		<p>Ocean themed playproject.</p>
<p>Celebration</p>		<p>Meet our future environmental campaigners! Art week celebration. Gallery viewing.</p>
<p>Retrieval Practice</p>		<p>Where in the world am I? Where are the world's continents? Where are the world's oceans? What are the main features of each continent? What is happening to our oceans? What can we do to help?</p>



Learning & growing together,
taking every opportunity.

RESPECT · ADVENTURE · ACHIEVE

Curriculum Overview: Year 2 Summer 2:

How can we look after our oceans and seas?


Spellings for the half term

This half term we will be focusing on the Year 2 Common Exception Words (CEWs). We will be recapping and reviewing these words as well as words following the spelling pattern we are learning in class alongside our spelling programme—Jungle Club.

Suggested Texts to read at home with your children :

A seed is sleepy

Sylvia Long



Linking with our Science this half term, this beautifully illustrated non-fiction text showcases how amazing seeds are. Each page shows how different types of seeds are perfectly adapted to survive, spread and grow into amazing plants. The text is poetic and the botanical illustrations are beautiful and detailed. If it never occurred to you to appreciate how amazing seeds can be, it will after reading this!

Meet the Oceans

Caryl Hart &
Bethan Woollvin



This delightful, illustrated adventure is the perfect introduction to the sheer variety of habitats beneath the waves and the different types of oceans and seas around the planet. Children are introduced to sea creatures, ocean climates and the importance of caring for our seas through a rhyming story that sees the different oceans gently personified.

Week 1

there/their/they're

sun/son

Week 2

one/won

phoneme spelt
'or' (e.g. work/world)

or

phoneme spelt 'ar'
after 'w' (e.g. warm/
towards)

Week 3

no/know

phoneme spelt 'kn' or
'gn' (e.g. knight/gnat)

Week 4

not/knot

Suffixes: -ment/-ness

Week 5

meet/meat

-tion ending on words
(e.g. station/nation)

Week 6

Recap and review

Year 2 CEWs

Week 7

Recap and review

Year 2 CEWs