

Curriculum Overview

This half term, we will be exploring our local waterways and what we can do to protect them. Beginning the half term by looking at the water cycle, before turning our focus to rivers. We will then explore rivers around the world before looking closely at our own local river—the river Otter. We will think about local land use and how people are changing our river as well as what we can do to protect our local waterways.

Year 4 Summer 2: Rivers and the Otter – Protecting our waterways



Main Enquiry questions

- What is a river?
- What can I find out about the world's longest rivers?
- What journeys do rivers make and how does the land use change?
- How do people change rivers?
- How can I protect our local waterways?

Key Concepts

The following are the key concepts for this unit:

Place	Environment
Location	Scale
Distribution	Interdependence
Processes	Change
Interaction	Sustainability

English Texts

This term, we will be studying the following texts:

The Baker by the Sea by Paula White
The Crown by Emily Kapff


Maths Learning

This term, we will be studying:

Geometry—Shape
Statistics
Geometry - Position and Direction

Historical Links	Science	Design & Technology	PE	Music	RE	Computing	French	PSHE
The ways in which settlements have often developed around rivers and how the uses of rivers have changed over time.	Habitats – Climate change and protecting our waterways (link to Geography)	Electronic systems - Torches	Athletics	Reflect, rewind and replay	How and why do people mark the significant events of life?	Programming B Events and actions in programs	In the classroom	Economic Wellbeing

Our curriculum elements for this half term:











Trips, activities and/or visits this term:


Trip to Dartmoor

Author visit from Christopher Edge

Visit from Westcountry Rivers Trust

Hike along the River Otter as part of Forest School activities.


Learning hook		Westcountry Rivers Trust visit
Fieldwork		Dartmoor visit
Written outcome		How can I protect our local waterways?
Creative outcome		Drawing and sketching ways we can protect our environment in school.
Adventure (activities in Adventure Island)		Forest School activities linked to protecting our environment.
Play Project		About rivers, with a KS1 class.
Celebration		How can we make a difference? Sharing or findings on how we can protect our waterways and environment.
Retrieval practice		What is a river? What can I find out about the world's longest rivers? What journeys do rivers make and how does the land use change? How do people change rivers? How can I protect our local waterways?



Learning & growing together,
taking every opportunity.

RESPECT - ADVENTURE - ACHIEVE

Curriculum Overview: Year 4, Summer 2 Rivers (River Otter)



Suggested texts to read at home with your children

<p>River Stories by Timothy Knapman</p>		<p>A River by Marc Martin</p>	
<p>This book will take you on a world adventure via the world's greatest rivers. Beautiful illustrated pages fold out to reveal the full length of each river. Make an epic journey from source to sea and soak up the rivers' amazing stories.</p>		<p>This picture book follows a girl as she imagines where the river that she sees out of her window might flow. Fantastic illustrations show how the landscape changes as a river flows.</p>	

Spellings for Summer 2- Group 1

Week 1	Week 2	Week 3	Week 4	Week 5	Week 6	Week 7
furious dangerous mountainous famous various courageous poisonous spacious monstrous envious	happily angrily easily clumsily greedily prettily cosily heavily	gently humbly simply nobly dangly fiddly doubly	basically comically dramatically magically manically chemically physically tragically critically	pressure probably promise purpose quarter question recent regular reign remember	sentence separate special straight strange strength suppose surprise therefore though	often opposite ordinary particular peculiar perhaps popular position possession possible

Spellings for Summer 2- Group 2

Week 1	Week 2	Week 3	Week 4	Week 5	Week 6	Week 7
quickly nicely lately sadly loudly gently simply doubly humbly fiddly	happily funnily luckily heavily greedily easily basically dramatically magically tragically	won't haven't can't shouldn't couldn't wouldn't don't didn't you'll you're	sheep keep cheap leap these delete piece thief very party	may stray playful made crane came train plain main able	high frighten stripe pile sky dry cried tried like night	snow glow smoke goat float moat toe home nose ocean